



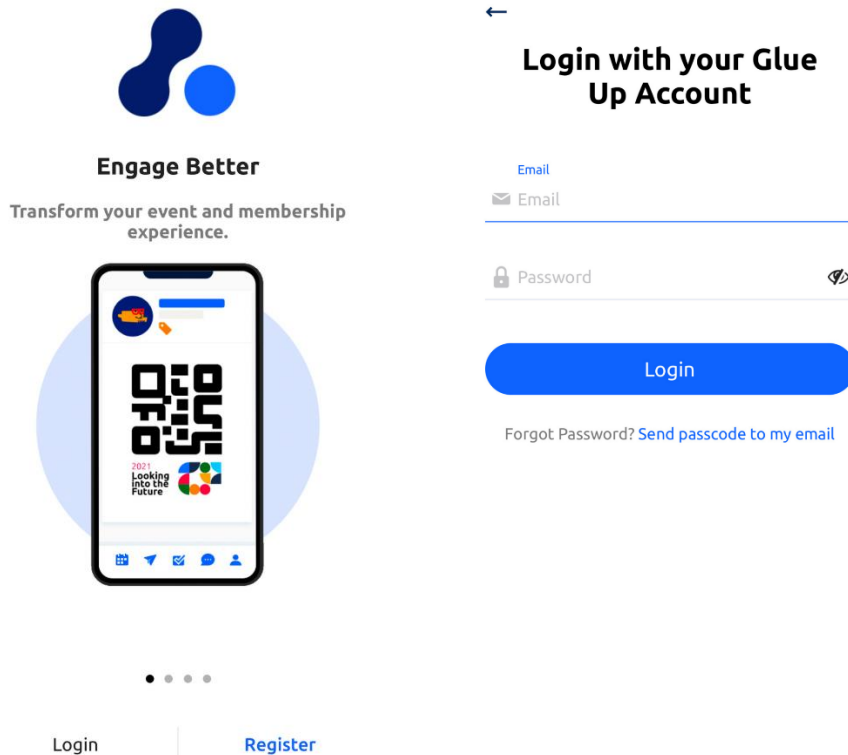
## HOW TO ACCESS MY ASHK E-MEMBERSHIP CARD?

**Step 1:** Download My Glue app to your phone.

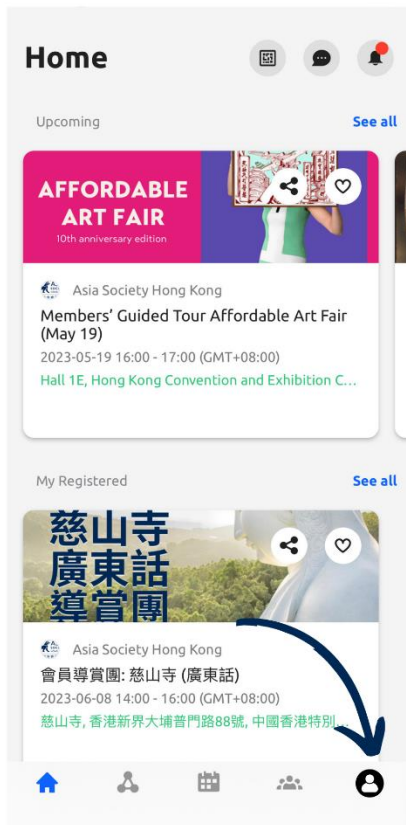
- For iOS users, please download [HERE](#)
- For Android users, please download [HERE](#)

Please visit [Glue Up webpage](#) if you cannot find the app for your phone.

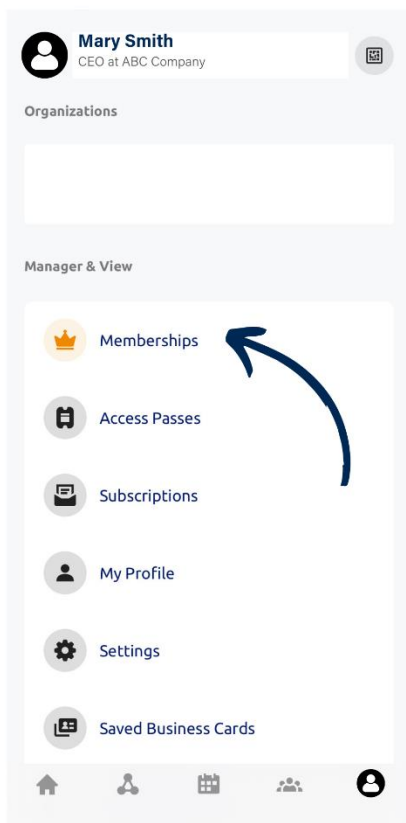
**Step 2:** Open the app and register to use My Glue if you are new, or sign in using your ASHK Membership login information. If you forget your ASHK Membership e-mail, please contact [membershiphk@asiasociety.org.hk](mailto:membershiphk@asiasociety.org.hk).



**Step 3:** Once signed in, click on the bottom right icon on the screen that has your profile picture.



**Step 4:** Choose the Memberships icon.



**Step 5:** You now have access to your ASHK E-membership Card. Present this card on ASHK campus or other partnering establishments to verify your membership status and enjoy a variety of exclusive benefits.

